

The image shows a laptop screen with the Windows 8 operating system. The Start menu is visible on the left side of the screen, and the taskbar is at the bottom. The Acer logo is visible on the bottom bezel of the laptop. A white rectangular text box is centered over the screen, containing the title text.

LEARNING EFFECTIVELY WITH YOUR PERSONAL LEARNING DEVICE (PLD)



YOUR PLD MAKES A DIFFERENCE

Today's Agenda

1. Why is your PLD so important?
2. Setting up your PLD for learning
 - Your Student Accounts
 - Looking after your PLD
 - Need Help?
3. Home-based Learning (Sec 1 to 3 only)

LIVING IN THE DIGITAL AGE

In this digital era, it is important for our students to be equipped with the necessary knowledge, skills and dispositions to thrive in an interconnected, diverse and rapidly-changing world.



Next:
How Do We Do It?

PERSONALISED DIGITAL LEARNING PROGRAMME

Intended Outcomes



Enhance Teaching and Learning

PLDs harness technology for greater effectiveness in teaching and learning, enabled by teachers' use of **e-Pedagogy** to provide learning experiences for students



Support self-directed and collaborative learning

PLDs enable students to learn online **according to their needs** and **interests** and to **collaborate** with each other, anytime and anywhere



Support the Development of Digital Literacy

PLDs provide an immersive environment for students to **develop the dispositions, knowledge and skills to thrive in the digital environment.**

WHAT IS THE PLD INITIATIVE AND WHY IS IT NECESSARY?

- The PLD Initiative is intended to equip all secondary students with digital skills.
- You will own a PLD to help you to develop these digital skills.
- These skills are required for you to be future-ready.

THRIVING IN THE DIGITAL AGE

	Digital Productivity Skills	Digital Literacies
Focus	These are the hard skills you need to use/apply the technology	These are the soft skills allow you to find, use & create information online in a productive & useful way.
Example	Twitter: how to use tweet, retweet	Using Twitter to advocate for a meaningful cause
	<ul style="list-style-type: none"> • Word processing • Presentation • Spreadsheet • Programming • Communication 	<ul style="list-style-type: none"> • Critical thinking • Inventive thinking • Self-directedness & collaboration • Cyberwellness • Computational thinking

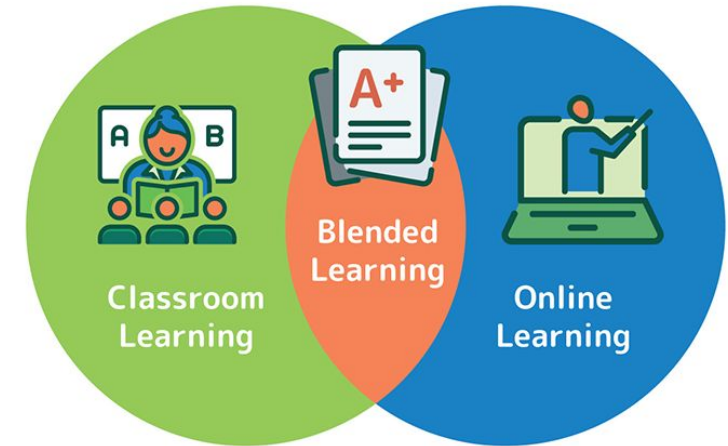


Everyone needs to develop BOTH Digital Productivity Skills and Literacies, and Blended Learning is the perfect platform to achieve it!

WHAT IS BLENDED LEARNING?

As part of Blended Learning, students will learn what is prescribed by the curriculum through a mix of home-based and in-school activities, and leverage both online and offline approaches to learning.

This will provide students with more opportunities to learn at their own pace and to be empowered to take charge of their learning.




Do you know?
In SGS, all subjects have adopted the Blended Learning approach since 2021.

SETTING UP YOUR PLD FOR LEARNING

*Let's first understand the three types of
accounts you have in 2023.*

UNDERSTANDING YOUR STUDENT ACCOUNTS

Account	Student ICON	Student Learning Space (SLS)	School Network
What is it used for	<ul style="list-style-type: none"> Log in to your PLD Access Google Apps/ Classroom via your PLD's browser Log in to Zoom on your PLD 	<ul style="list-style-type: none"> Access learning materials assigned by your teachers <p>URL: learning.moe.edu.sg</p>	<ul style="list-style-type: none"> Log in to the school laptops in the computer labs
Log in ID	 <p>Student ICON email eg john_tan@students.edu.sg</p>		<p>NRIC/FIN eg T1234567A</p>
Password	<p>All three accounts share the same password. Updating the password will update it for all applications.</p>		

You must not lose your Student ICON email and password details!
Save them securely on your phone

SETTING UP A NEW STUDENT ICON PASSWORD

We will now guide you through setting up a new password for your Student ICON account.

LOGGING IN TO STUDENT ICON FOR THE FIRST TIME IN 2023

Your Student ICON password will be reset at the start of each school year.



1. Using your mobile phone's browser, turn on Incognito (Android) or Private (iOS) browsing
2. Go to www.office.com and click on Sign In

Office is becoming Microsoft 365

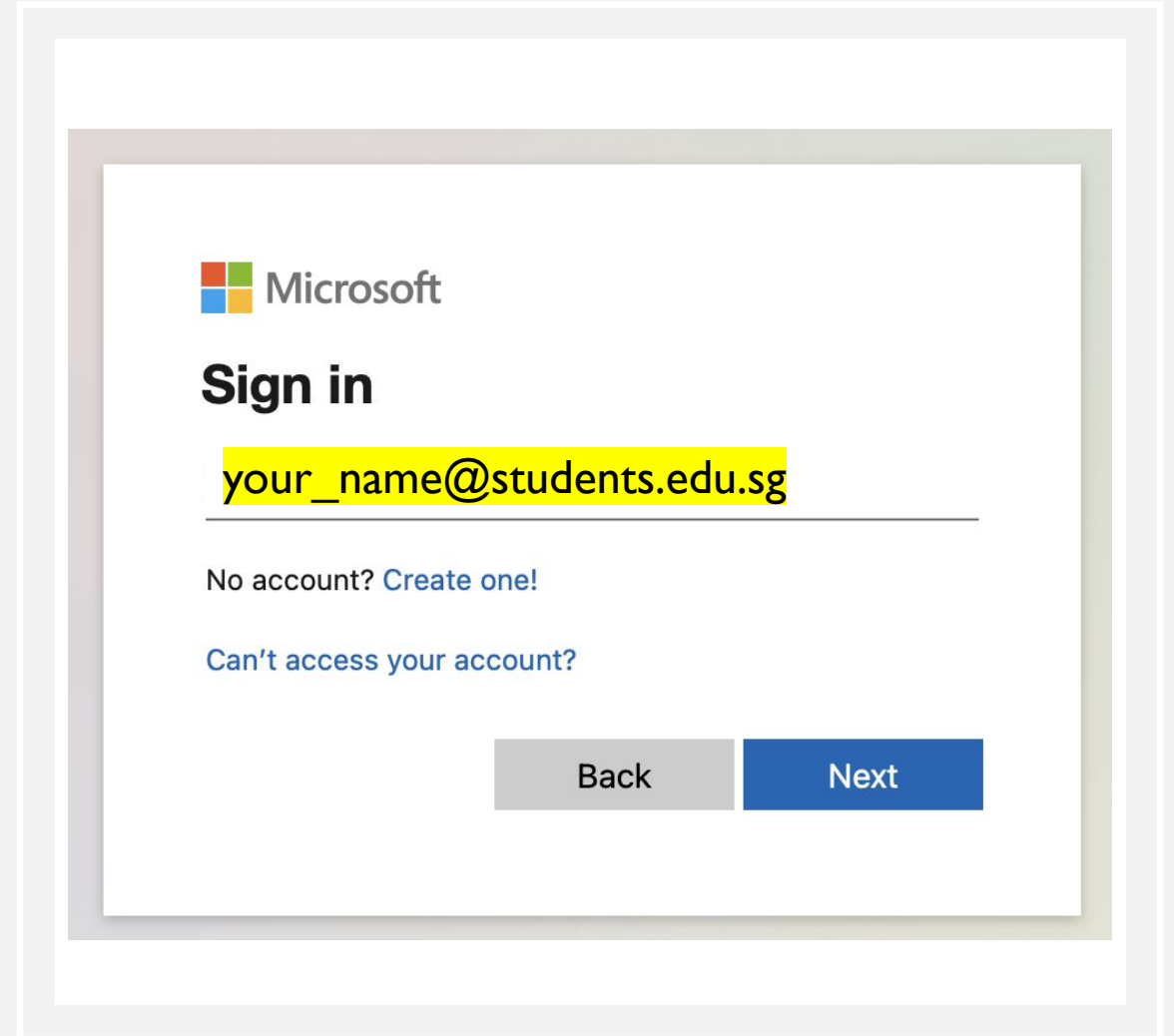
The all-new Microsoft 365 lets you create, share and collaborate all in one place with your favorite apps

[Sign in](#) [Get Microsoft 365](#)

[Sign up for the free version of Microsoft 365 >](#)

LOGGING IN TO STUDENT ICON

3. Key in your Student ICON email
4. Click Next
5. The current password is
Sgsunited2023



The screenshot shows the Microsoft sign-in interface. At the top left is the Microsoft logo. Below it, the text "Sign in" is displayed in a large, bold font. A text input field contains the email address "your_name@students.edu.sg", which is highlighted in yellow. Below the input field, there are two links: "No account? Create one!" and "Can't access your account?". At the bottom right, there are two buttons: a grey "Back" button and a blue "Next" button.

UPDATING YOUR PASSWORD

6. You will be prompted to key in a new password.
7. Once done, save it securely on your phone so you won't forget it!

Your password must be **12 – 24 characters** long and contain:

- at least 1 lowercase letter.
- at least 1 numeric character.
- at least 1 uppercase letter.
- at least 2 alphabetic characters.

Your password **must not**:

- be the same as your 3 previous passwords.
- match or contain first name.
- match or contain last name.
- match or contain user ID.

Go to www.passwordmonster.com to check how secure your new password is!

Take the Password Test

Tip: Stronger passwords use different types of characters

Show password:

.....

Very Strong

14 characters containing:

Lower case

Upper case

Numbers

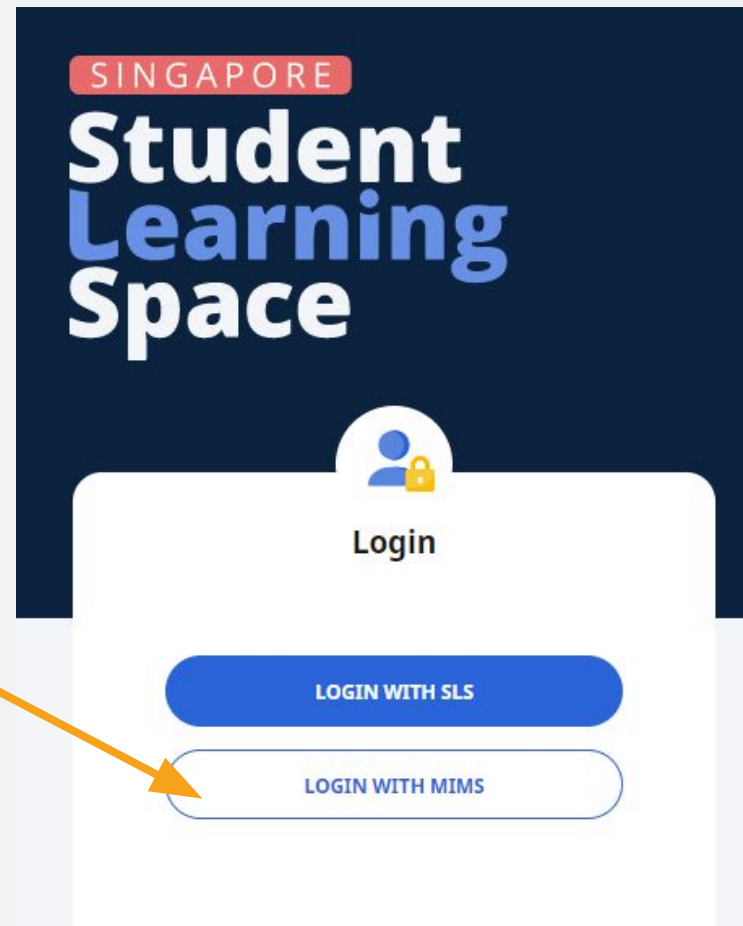
Symbols

Time to crack your password:

3 years

MIMS is the same as Student ICON

When you see “Log in with **MIMS**”, that is exactly the same as logging in with your **Student ICON** email and password.



WHAT'S NEXT?

Using your Student ICON email and new password, log in to SLS and Google Classroom.

SLS: learning.moe.edu.sg

Google Classroom: classroom.google.com

IF YOU NEED HELP WITH YOUR PLD

Common problems faced by students:

1. Password reset
 - Student ICON
 - SLS
2. PLD hardware/software error
 - Cannot boot
 - Programs not starting



Do you know?

Password problems are easy to resolve!

Send a WhatsApp message to our school's helpful Desktop Engineers in Computer Lab One and it should be fixed within minutes!

Need help with your PLD or Student ICON password?

WhatsApp our SGS ICT Helpdesk at 9180 8151

Provide these information:

- Brief description of the problem
- Your name and class
- Provide your NRIC if you need to reset your password

For PLD troubleshooting, go to Computer Lab 1
Mondays to Fridays: 8 a.m. to 4 p.m.



SGS ICT Helpdesk
WhatsApp business account



Scan this code to start a WhatsApp chat
with SGS ICT Helpdesk.

LOOKING AFTER YOUR PLD



Your PLD has 3 years of warranty & insurance

- The warranty ensures that any hardware errors are fixed by the manufacturer.
- Insurance is there to protect against accidental damage and theft.

Do your part and charge your PLD at home every night.

- Can you imagine the school's electricity bill if 1300 students charge their PLD in school?

Do You Know?

- Insurance does NOT cover against accidental loss (eg left it at the bus stop).
- You need about 10% of battery for every hour of usage.

FOR URGENT CASES!

We understand that sometimes your PLD just needs *a bit more power* to get through the day.

To help in these cases, the school will provide* each class with 3 PLD chargers to give your PLD a quick charge (at most 1 hour).

*Feb 2023



Bee responsible!

- *Do not abuse this as we need to do our part to save electricity in school.*
- *Any chargers damaged through negligence will not be replaced.*

HOME-BASED LEARNING

HBL will be for Sec 1 to 3 only.

The Sec 4/5s will continue to learning via Blended Learning without the HBL component.

A student is shown from the side, focused on writing in a notebook with a blue pen. The background is a classroom with a bulletin board, a bookshelf, and a desk with a laptop. The text is overlaid on this scene.

WHY IS HOME-BASED LEARNING IMPORTANT?

A unique aspect of HBL days is that it is less structured than a normal day in a classroom, thus giving students the opportunity to learn how to balance curriculum expectations while pursuing their own interests that may extend beyond the curriculum.

LEARNING TO BE A SELF-DIRECTED LEARNER

An important element of blended learning is that it nurtures the skills of self-directed learning.

With less of content teaching from teachers, students can learn to be independent, take control over their learning and develop self-regulation skills.

What are Self-directed Learners?

They are individuals who:

- set themselves clear goals,
- act upon plans,
- take initiative,
- are open to learning and
- are motivated.

WHEN ARE HBL DAYS IN 2023?

	Term 1	Term 2	Term 3
HBL	<p>Even weeks on Wed Wks : 2, 4, 6, 8</p> <p>Jan: 11, 25 Feb: 8, 22</p>	<p>Even weeks on Wed Wks : 2, 4, 6, 8</p> <p>Mar: 29 Apr: 12, 26 May: 10</p>	<p>Consecutively 3 days Wk 5</p> <p>July: 25 to 27</p>

EXPECTATIONS FOR HBL DAYS

What will my schedule be like?

- Your learning activities will follow Wednesday's timetable.
- Plan out your day to ensure you complete your assigned learning tasks early.

**Set yourself clear goals
and act upon them**

What if I finish my work early?

- That'll be great! Perhaps you can watch some videos to extend your learning?
- You can also spend the time to learn something you have always wanted to (eg learn to play a musical instrument)

**Take the initiative and
be open to learning**

EXPECTATIONS FOR HBL DAYS

What if I need help with learning?

- We understand that learning can be tough sometimes.
- Read/watch the learning resource again, what you're looking for is probably there!
- Check with your friends if they can give you a hint 😊

Stay motivated and learn
at your own pace

What if I don't do my assigned work?

- Ultimately, you are the only one to lose out.
- All students' work on HBL Days are monitored and tracked.
- ***If you show that you cannot be a self-directed learner, then you will be asked to report to school on future HBL Days.***

Need help with your PLD or Student ICON password?

WhatsApp our SGS ICT Helpdesk at 9180 8151

Provide these information:

- Brief description of the problem
- Your name and class
- Provide your NRIC if you need to reset your password

For PLD troubleshooting, go to Computer Lab 1
Mondays to Fridays: 8 a.m. to 4 p.m.



SGS ICT Helpdesk
WhatsApp business account



Scan this code to start a WhatsApp chat
with SGS ICT Helpdesk.

A top-down view of a desk with a laptop, a cup of coffee, a mouse, a notebook, and glasses. The background is a light teal color. A white rectangular box with a thin black border is centered on the desk, containing the text "ALL THE BEST IN YOUR LEARNING!".

ALL THE BEST IN YOUR LEARNING!